

PowerSchool Parent/Guardian Account Setup Guide

If you already have a Parent Portal account, go to: fesd.powerschool.com to logon or to reset your password. To sign up for a new account or to add a child to your existing account, follow the instructions below. For information about accessing the Parent Portal using a Smartphone, visit www.TinyURL.com/FowlerPortal.

Congratulations!

You now have the ability to view your child's grades and attendance history online. Use this guide to set up your Parent Portal account and link your child to your account.

Begin here to create a new account!

Point your web browser to the following address:

<http://fesd.powerschool.com/>

Click the **Create Account** tab located towards the top of the window and then click the **Create Account** button.

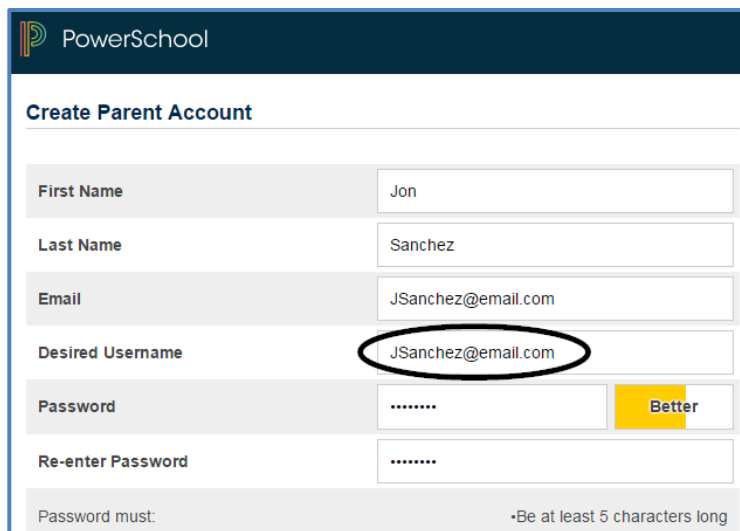
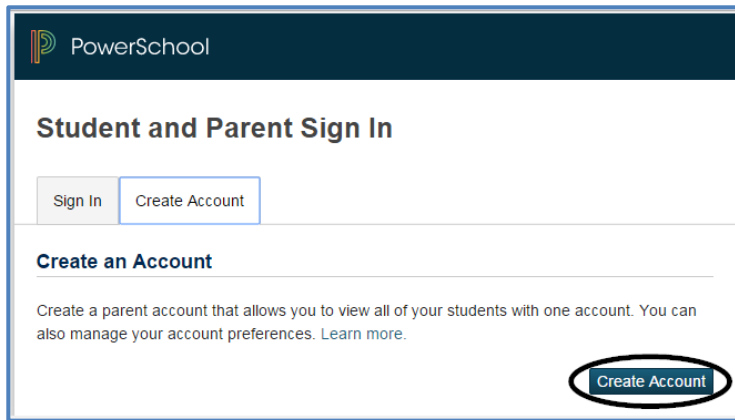
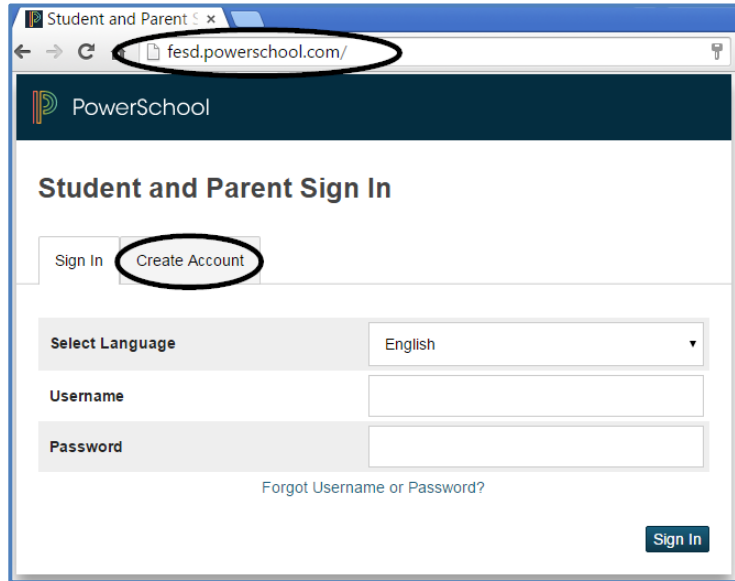
In the **First Name** box, enter your first name. (Name of the parent/guardian.)

In the **Last Name** box, enter your last name.

In the **Email** box, enter your Email address.

In the **Desired Username** box, we suggest entering your Email address so that it is easy to remember.

In the password boxes, enter a password of your choice. The password must be at least 5 characters long.



(Continue on Back)

Scroll down to the **Link Students to Account** section.

Here you will enter your child's *name, Access ID, and Access Password*.

Your child's **Access ID** and **Access Password** are shown in the middle of this page.

Under **Relationship**, select your relation to the child, such as their father, mother, uncle, etc.

When done filling out the page, click the **Enter** button.

Use the information below to link your child to your Parent Portal account.

Student Name	Access ID	Access Password
<input type="text"/>	<input type="text"/>	<input type="text"/>

***Adding Additional Children:** If you have Access ID's for additional children, you may add that information at this time. For instructions on how to add another child to your account at a later time, see the **Resources Link** below.

When you see the **Congratulations** screen, you will know that your account has been created.

From this point forward, use your username (usually your Email address) and password you created to sign in.

Login anytime at:
<http://fesd.powerschool.com/>

To **sign up for a Parent Portal** account or to access **additional resources**, such as **Navigating the Parent Portal**, or **Accessing the Parent Portal on your iPhone or Android Device**, visit the link to the right or scan the QR code with your smartphone.

Sign up and Resources Link:

TinyURL.com/FowlerPortal

